

## Constant Contact Survey Results

**Survey Name:** Key Stake Holders Community Health Needs Assessment 2015

**Response Status:** Partial & Completed

**Filter:** None

11/18/2015 11:56 AM CST





### Which hospital do you live closest to?

Answer	0%	100%	Number of Response(s)	Response Ratio
Crossing Rivers Health (Prairie du Chien)			32	58.1 %
Gundersen Boscobel Area Hospital			20	36.3 %
Grant Regional Health Center (Lancaster)			2	3.6 %
Southwest Health Center (Platteville)			0	0.0 %
No Response(s)			1	1.8 %
<b>Totals</b>			<b>55</b>	<b>100%</b>

### Below is a list of several sectors in our local communities. Please select any/all you represent.









Answer	0%	100%	Number of Response(s)	Response Ratio
Business			16	29.0 %
Health Care			27	49.0 %
Faith-based organizations			10	18.1 %
Education			17	30.9 %
Youth-serving organizations			9	16.3 %
Agriculture			5	9.0 %
Government			7	12.7 %
Aging			11	20.0 %
Disabilities			8	14.5 %
Low Income			13	23.6 %
Minorities			5	9.0 %
Other			5	9.0 %
<b>Totals</b>			<b>55</b>	<b>100%</b>

Overall, to what degree do you feel the health needs of your community are being addressed?

Answer	0%	100%	Number of Response(s)	Response Ratio
Fully			2	3.6 %
Mostly			21	38.1 %
Fairly well			24	43.6 %
Somewhat			8	14.5 %
Not at all			0	0.0 %
No Response(s)			0	0.0 %
<b>Totals</b>			<b>55</b>	<b>100%</b>







For this survey, we will look at eight areas of health needs. While all are important, please rank each according to how you feel resources in your community should be allocated, with #1 being the most important, #8 the least important.

1 = most important







Answer	1	2	3	4	5	6	7	8	Number of Response(s)	Ranking Score*
Mortality--diseases, conditions or behaviors that cause death (i.e. heart attack, cancer)									55	4.1
Morbidity--diseases or conditions that cause pain, distress, dysfunction or social problems (i.e. heart disease, diabetes)									55	4.1
Injuries--awareness of causes, prevention and treatment									55	5.6
Behaviors--nutrition, exercise, drinking, smoking, drug use, safe driving, etc.									55	4.4
Environmental issues--access to healthy foods, access to recreation, clean air, water, lead exposure, etc.									55	4.9
Mental Health--conditions that impact how people think, feel and act as they cope with life									55	3.6
Community Capacity--ability to sustain a high quality of life, including access to employment, education and housing									55	4.2
Aging related issues- Alzheimer's, dementia, Parkinson's, falls, caregiving, etc.									55	5.1

\*The Ranking Score is the weighted average calculated by dividing the sum of all weighted rankings by the number of total responses.






The following are the most prevalent causes of death in our region. Please check the 3 that you think have the biggest impact on life in your community.

Answer	0%	100%	Number of Response(s)	Response Ratio
Cancer			50	92.5 %
Heart Disease			39	72.2 %
Stroke			22	40.7 %
Suicide			13	24.0 %
Injuries/Accidents			28	51.8 %
Other			7	12.9 %
<b>Totals</b>			<b>54</b>	<b>100%</b>

Please mark the 3 items that you think have the most available and accessible treatment options in your community.

Answer	0%	100%	Number of Response(s)	Response Ratio
Cancer			37	69.8 %
Heart Disease			48	90.5 %
Stroke			41	77.3 %
Mental Health			8	15.0 %
Drug and Alcohol Abuse			10	18.8 %
Other			5	9.4 %
<b>Totals</b>			<b>53</b>	<b>100%</b>

Please select the 3 items that you think have the most available and accessible prevention services in your community and the region.

Answer	0%	100%	Number of Response(s)	Response Ratio
Cancer			28	52.8 %
Heart Disease			47	88.6 %
Stroke			40	75.4 %
Mental Health			9	16.9 %
Drug and Alcohol Abuse			16	30.1 %
Other			6	11.3 %
<b>Totals</b>			<b>53</b>	<b>100%</b>

The following conditions and events - though not always fatal by themselves - do cause much pain, distress and other problems. Please choose the 3 you believe have the most impact on health in your community and our region.

Answer	0%	100%	Number of Response(s)	Response Ratio
Cancer			35	64.8 %
Heart Disease			27	50.0 %
Diabetes			33	61.1 %
Lower Respiratory Disease (includes asthma and emphysema)			5	9.2 %
Brain Injury (includes stroke and concussions)			6	11.1 %
Alzheimer's			16	29.6 %
Mental Health			36	66.6 %
Other			4	7.4 %
<b>Totals</b>			<b>54</b>	<b>100%</b>

Consider your nearest or preferred hospital. What role or roles do you think it should fulfill in improving community health with regard to the above list of diseases and conditions (cancer, heart disease, diabetes, lower respiratory diseases such as asthma and emphysema, brain injury and Alzheimer's and mental health)?

40 Response(s)

As a key stakeholder in the community, what role could you (or your organization/business) fulfill to positively impact that same list of diseases and conditions (cancer, heart disease, diabetes, lower respiratory disease such as asthma and emphysema, brain injury, Alzheimer's and mental health)?

37 Response(s)

Below are common causes of injury in our region. Please mark the 5 causes that you believe have the most impact on life in your community.

Answer	0%	100%	Number of Response(s)	Response Ratio
Falls in and around home, work or farm			44	81.4 %
Accidental poisoning			1	1.8 %
Firearms			9	16.6 %
Alcohol/drug related motor vehicle accidents			46	85.1 %
Deer related motor vehicle accidents			21	38.8 %
Motor vehicle accidents related to road conditions			39	72.2 %
Farm accidents			37	68.5 %
Recreational vehicle accidents (ATV, snowmobile, boats, etc.)			38	70.3 %
Other			7	12.9 %
<b>Totals</b>			<b>54</b>	<b>100%</b>

What are 3 things that could be done in your community to prevent injuries like the ones listed above?

40 Response(s)

What could be done in your community to improve outcomes after an injury or accident?

33 Response(s)

Please mark the 4 environmental factors from the list below that you think have the biggest impact on the quality of life in your community.

Answer	0%	100%	Number of Response(s)	Response Ratio
Limited access to healthy foods			14	25.4 %
Limited access to healthy recreation alternatives			29	52.7 %
Culture of unhealthy eating			49	89.0 %
Poor air quality			3	5.4 %
Poor water quality			3	5.4 %
Poor housing quality (lead, radon, asbestos, etc.)			13	23.6 %
Poor workplace safety			7	12.7 %
Shortage of health professionals/service			29	52.7 %
Limited access to dental care			35	63.6 %
Other			16	29.0 %
<b>Totals</b>			<b>55</b>	<b>100%</b>

What steps do you think health officials in your community should take to improve environmental health (including access to healthy foods, access to healthy recreation, culture of healthy eating, air, water or housing quality, workplace safety, sufficient number of health professionals/services, access to dental care)?

35 Response(s)

As a key stakeholder in the community, what role could you (or your organization/business) fulfill to positively impact the environmental health (including access to healthy foods, access to healthy recreation, culture of healthy eating, air, water or housing quality, workplace safety, sufficient number of health professionals/services, access to dental care)?

31 Response(s)

Below is a list of behavioral factors. Please mark the 4 behavioral factors that you think most affect the quality of life in your community.

Answer	0%	100%	Number of Response(s)	Response Ratio
Binge/heavy drinking			32	59.2 %
Drinking and driving			25	46.2 %
Smoking			29	53.7 %
Misuse of prescription drugs			18	33.3 %
Other substance abuse			26	48.1 %
Obesity			28	51.8 %
Insufficient Physical Activity			25	46.2 %
Lack of parenting skills			30	55.5 %
Other			4	7.4 %
<b>Totals</b>			<b>54</b>	<b>100%</b>

What behavior-related educational program do you think should be provided in your community?

33 Response(s)

Below is a list of mental health conditions and issues. Please mark the 4 that you think have the most impact on the quality of life in your community.

Answer	0%	100%	Number of Response(s)	Response Ratio
Depression			49	90.7 %
Memory loss/Alzheimer's and Dementia			24	44.4 %
Substance abuse			48	88.8 %
Anger			29	53.7 %
Abuse (sexual, physical or emotional)			27	50.0 %
ADHD			17	31.4 %
Autism			7	12.9 %
Other			4	7.4 %
<b>Totals</b>			<b>54</b>	<b>100%</b>

Please mark the top 3 barriers to better mental health in your community.

Answer	0%	100%	Number of Response(s)	Response Ratio
Lack of available services			42	76.3 %
Lack of mental health professionals			32	58.1 %
Transportation			19	34.5 %
Stigma			22	40.0 %
Public awareness			23	41.8 %
Cost			31	56.3 %
Other			4	7.2 %
<b>Totals</b>			<b>55</b>	<b>100%</b>

Please identify any specific health care or social service you think is lacking in your community and that if added would improve the health of your community.

33 Response(s)

Please mark your age group.

Answer	0%	100%	Number of Response(s)	Response Ratio
Under 20			0	0.0 %
20 - 30			0	0.0 %
31-40			10	18.1 %
41-50			16	29.0 %
51-60			17	30.9 %
61-70			8	14.5 %
Over 70			4	7.2 %
No Response(s)			0	0.0 %
<b>Totals</b>			<b>55</b>	<b>100%</b>




Do you work in a healthcare setting?

Answer	0%	100%	Number of Response(s)	Response Ratio
Yes			23	41.8 %
No			31	56.3 %
No Response(s)			1	1.8 %
<b>Totals</b>			<b>55</b>	<b>100%</b>



---

Please mark your gender.

Answer	0%	100%	Number of Response(s)	Response Ratio
Male			19	34.5 %
Female			35	63.6 %
No Response(s)			1	1.8 %
<b>Totals</b>			<b>55</b>	<b>100%</b>




---

What is your zip code?

53 Response(s)

---

How many years have you lived in your community?

Answer	0%	100%	Number of Response(s)	Response Ratio
Less than 2 years			0	0.0 %
2 - 10 years			9	16.3 %
More than 10 years			45	81.8 %
No Response(s)			1	1.8 %
<b>Totals</b>			<b>55</b>	<b>100%</b>

---

Any other comment?

13 Response(s)